

Placement Rates

2020

This report contains placement rates for the DO & DONW 2020 graduating class as of July 2020. Placement rates are presented by specialty type, location, and program.

DO/DONW 2020

College of Osteopathic Medicine of the Pacific (All Campuses)

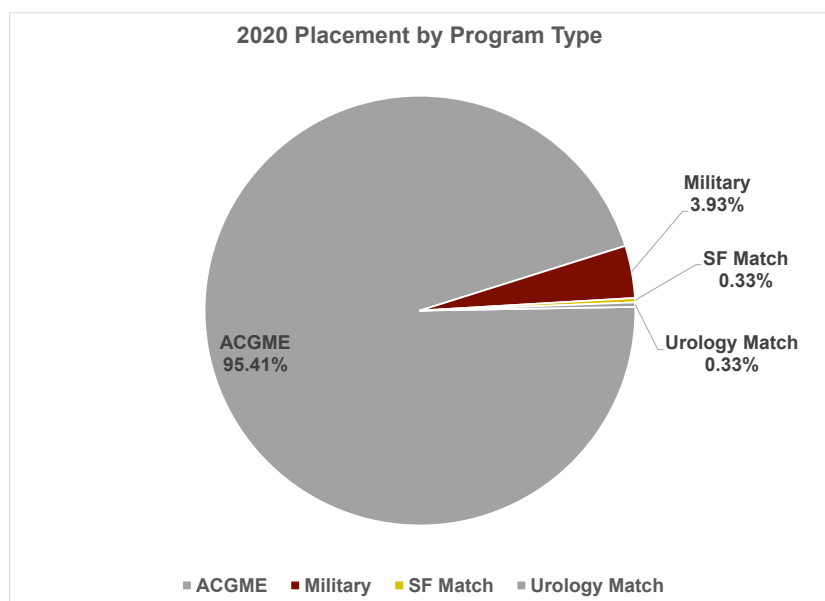
Placement Rates (2016 to 2020)

Class	Total Graduates	Placement Rate
DO/DONW Class of 2020	315	96.8%
DO/DONW Class of 2019	328	98.8%
DO/DONW Class of 2018	322	98.4%
DO/DONW Class of 2017	304	99.0%
DO/DONW Class of 2016	313	100.0%

Class of 2020 Placement Rates

The DO/DONW class of 2020 is comprised of 315 students, none of whom deferred their placement to the 2021 cycle. The chart below details the placement rate for the 315 DO/DONW 2020 students that participated in the 2020 cycle by program/placement type.

Program	2020
ACGME	291
Military	12
SF Match	1
Urology Match	1
Did Not Place	10
Total Placed:	315
Placement Rate:	96.8%



Choice

Of the 315 students who placed after their participation in a match program in 2020, 305 placed into a residency program.

Placement by Specialty

Specialty	Total Placed	% of Total
Anesthesiology	19	6.23%
Anesthesiology/Osteopathic	1	0.33%
Child Neurology	3	0.98%
Dermatology	1	0.33%
Emergency Medicine	37	12.13%
Emergency Medicine/Osteopathic	1	0.33%
Family Medicine	69	22.62%
Family Medicine/Osteopathic	2	0.66%
General Surgery	7	2.30%
Internal Medicine	68	22.30%
Interventional Radiology (Integ)	1	0.33%
Medicine-Preliminary	4	1.31%
Medicine-Primary	2	0.66%
Med-Prelim/Neurology	2	0.66%
Neurology	7	2.30%
Obstetrics-Gynecology	8	2.62%
Orthopedic Surgery	6	1.97%
Pathology	2	0.66%
Pediatrics	21	6.89%
Pediatrics/Osteopathic	1	0.33%
Pediatrics-Emergency Med	1	0.33%
Pediatrics-Primary Care	1	0.33%
Phys Medicine & Rehab	2	0.66%
Psychiatry	13	4.26%
Psychiatry/Child Psych	1	0.33%
Rad-Diag/NuRad	1	0.33%
Radiology	1	0.33%
Surgery-Preliminary	2	0.66%
Transitional Year	20	6.56%
Urology	1	0.33%
Total:	305	100.00%
Total Primary Care*:	165	
Primary Care %:	54%	

*Based on HRSA definition of primary care specialties.

Placement by Location/Program

Location/Program	Total	% of Total
Arkansas	3	0.98%
U Arkansas COM-Little Rock	2	0.66%
UAMS Regional Centers - Fort Smith	1	0.33%
Arizona	21	6.89%
Abrazo Health Network	2	0.66%
Creighton University Affiliated Hospital	2	0.66%
HonorHealth	1	0.33%
Midwestern University OPTI	2	0.66%
Phoenix Children's Hospital	3	0.98%
University of Arizona COM-Phoenix	2	0.66%
University of Arizona COM-South Campus	3	0.98%
University of Arizona COM-Tucson	6	1.97%
California	125	40.98%
Adventist Health Glendale	1	0.33%
Adventist Health White Memorial	3	0.98%
Arrowhead Regional Medical Center	6	1.97%
California Hospital Medical Center	2	0.66%
Cedars-Sinai Medical Center	1	0.33%
Children's Hospital-LA	2	0.66%
Community Memorial Health System	4	1.31%
Desert Regional Medical Center	7	2.30%
Dignity Health Northridge Hosp Med Ctr	1	0.33%
Emanate Health	2	0.66%
Harbor-UCLA Medical Center	4	1.31%
Hemet Valley Med Center	1	0.33%
Kaiser Permanente-Fontana	3	0.98%
Kaiser Permanente-Los Angeles	7	2.30%
Kaiser Permanente-Orange County	5	1.64%
Kaiser Permanente-Riverside	2	0.66%
Kaiser Permanente-Santa Rosa	1	0.33%
Kaweah Delta Health Care District	6	1.97%
Loma Linda University	8	2.62%
Long Beach Memorial Medical Center	2	0.66%
Marian Regional Medical Center	1	0.33%
Mercy Medical Center-Redding	2	0.66%
Naval Medical Center San Diego	1	0.33%
Olive View-UCLA Med Ctr	1	0.33%
PIH Health Hospital Downey	1	0.33%
Pomona Valley Hosp-CA	3	0.98%
Riverside Community Hospital	5	1.64%
Riverside University Health System	3	0.98%
San Ysidro Health	2	0.66%

Location/Program	Total	% of Total
Santa Clara Valley Med Ctr	3	0.98%
Scripps Clinic/Green Hospital	1	0.33%
Scripps Mercy Hospital-San Diego	2	0.66%
St Josephs Medical Center	2	0.66%
St Mary Medical Center-Long Beach	2	0.66%
St Mary's Medical Center-SF	2	0.66%
St. Joseph's Medical Center	1	0.33%
Stanford University Program	1	0.33%
Sutter Medical Center of Santa Rosa	1	0.33%
University of Southern California	3	0.98%
UC Davis Medical Center	4	1.31%
UC Irvine Medical Center	4	1.31%
UC Riverside SOM	3	0.98%
UC San Diego Medical Center	1	0.33%
UC San Francisco-Fresno	3	0.98%
UHS So California Medical Education Consortium	3	0.98%
Valley Consortium	1	0.33%
Ventura County Medical Center	1	0.33%
Colorado	2	0.66%
HealthONE	1	0.33%
St Joseph Hospital SCL Health	1	0.33%
Connecticut	2	0.66%
Stamford Hospital/Columbia	1	0.33%
U of Connecticut School of Medicine	1	0.33%
DC	1	0.33%
MedStar Georgetown University Hospital	1	0.33%
Delaware	2	0.66%
Christiana Care	2	0.66%
Florida	9	2.95%
AdventHealth Orlando	2	0.66%
HCA Healthcare/USF Morsani GME-Largo	3	0.98%
HCA Healthcare/USF Morsani GME-St Petersburg	1	0.33%
NH Jacksonville	1	0.33%
UCF COM/GME Consortium-FL	2	0.66%
Georgia	3	0.98%
Emory University SOM	1	0.33%
Northeast Georgia Medical Center	1	0.33%
WellStar Kennestone Region Medical Center	1	0.33%
Hawaii	1	0.33%
University of Hawaii	1	0.33%
Iowa	1	0.33%
Mercy Medical Center-Des Moines	1	0.33%
Idaho	2	0.66%
Boise VA Medical Center	1	0.33%

Location/Program	Total	% of Total
Family Medicine Res of Idaho	1	0.33%
Illinois	5	1.64%
Hinsdale Hospital	1	0.33%
MacNeal Hospital	1	0.33%
Rush University Medical Center	1	0.33%
University of Illinois COM-Peoria OSF	1	0.33%
University of Chicago Medical Center	1	0.33%
Indiana	2	0.66%
Indiana University SOM	1	0.33%
St Vincent Hospital Center	1	0.33%
Kansas	1	0.33%
University of Kansas SOM-Wichita	1	0.33%
Louisiana	5	1.64%
LSU SOM-New Orleans	4	1.31%
Tulane University SOM	1	0.33%
Maryland	2	0.66%
Sinai Hospital of Baltimore	1	0.33%
Walter Reed Medical Center	1	0.33%
Michigan	12	3.93%
Beaumont Health	3	0.98%
Central Michigan University COM	1	0.33%
Henry Ford Wyandotte Hospital	1	0.33%
Mercy Health Muskegon	1	0.33%
Metro Health/University of Michigan Health	3	0.98%
Sparrow Hospital	1	0.33%
Western Michigan University Stryker SOM	2	0.66%
Minnesota	1	0.33%
Mayo Clinic School of Graduate Medical Education	1	0.33%
Missouri	2	0.66%
St. Louis University	2	0.66%
North Carolina	3	0.98%
Campbell University	2	0.66%
University of North Carolina Hospitals	1	0.33%
New Mexico	4	1.31%
University of New Mexico SOM	4	1.31%
Nevada	16	5.25%
Sunrise Health GME Consortium	5	1.64%
University of Nevada Las Vegas SOM	10	3.28%
Valley Health System	1	0.33%
New Jersey	1	0.33%
Rowan University School of Medicine - Christ Hospital	1	0.33%
New York	8	2.62%
Arnot Ogden Medical Center	1	0.33%
Icahn SOM So Nassau Community Hospital	1	0.33%

Location/Program	Total	% of Total
New York-Presbyterian/Queens	1	0.33%
NYMC-Metropolitan Hospital Center	1	0.33%
St Barnabas Hospital	1	0.33%
St. John's Episcopal	1	0.33%
University at Buffalo SOM-NY	1	0.33%
Zucker SOM-Northwell Plainview Hospital	1	0.33%
Ohio	11	3.61%
Cleveland Clinic Foundation	3	0.98%
Mercy St Vincent Medical Center	1	0.33%
Mountain State OPTI-WV	2	0.66%
Nationwide Children's Hospital	1	0.33%
OhioHealth-Doctor's Hospital	1	0.33%
Summa Health/NEOMED	1	0.33%
University Hospital Osteo Consortium	1	0.33%
University of Toledo	1	0.33%
Oregon	10	3.28%
Legacy Emanuel/Good Samaritan	3	0.98%
Oregon Health & Science Univ	2	0.66%
Providence Health	1	0.33%
Samaritan Health Services-Corvallis	4	1.31%
Pennsylvania	7	2.30%
Guthrie/Robert Packer Hospital	1	0.33%
Jefferson Health-Northeast	1	0.33%
Penn State Hershey Medical Center	1	0.33%
St Luke's Hospital-Bethlehem	1	0.33%
UPMC Pinnacle Lititz	1	0.33%
York Hospital	2	0.66%
South Carolina	1	0.33%
Grand Strand Region Medical Center	1	0.33%
South Dakota	1	0.33%
University of South Dakota SSOM	1	0.33%
Tennessee	3	0.98%
East Tennessee St University	1	0.33%
University Tennessee Health Sci Ctr-Memphis	1	0.33%
Vanderbilt Univ Medical Center	1	0.33%
Texas	18	5.90%
Baylor College of Medicine-Houston	1	0.33%
Baylor University Medical Center-Dallas	1	0.33%
HCA Houston Healthcare/U Houston	1	0.33%
HCA Medical City	1	0.33%
John Peter Smith Hosp-TX	1	0.33%
Methodist Health System Dallas-TX	1	0.33%
San Antonio Military Medical Center	5	1.64%
Texas Tech U Affil-El Paso	1	0.33%

Location/Program	Total	% of Total
U Texas at Austin Dell Medical School	3	0.98%
U Texas HSC-San Antonio	1	0.33%
U Texas Med Sch-Houston	2	0.66%
Virginia	6	1.97%
Naval Medical Center Portsmouth	3	0.98%
University of Virginia	1	0.33%
Virginia Commonwealth University Health Systems	2	0.66%
Washington	11	3.61%
Central Washington Family Medicine	1	0.33%
Madigan Army Medical Center	1	0.33%
MultiCare Good Samaritan Hospital	2	0.66%
Providence Sacred Heart Medical Center	1	0.33%
Providence St. Peter Hospital	1	0.33%
University of Washington Affiliated Hospital	1	0.33%
Valley Medical Center	1	0.33%
Virginia Mason Medical Center	1	0.33%
Yakima Valley Farm Workers Clinic	2	0.66%
Wisconsin	2	0.66%
Medical College of Wisconsin Affiliated Hospital	1	0.33%
University of Wisconsin Hospital and Clinics	1	0.33%
West Virginia	1	0.33%
Charleston Area Medical Center/WV University	1	0.33%
Grand Total	305	100.00%

College of Osteopathic Medicine of the Pacific (Pomona Campus)

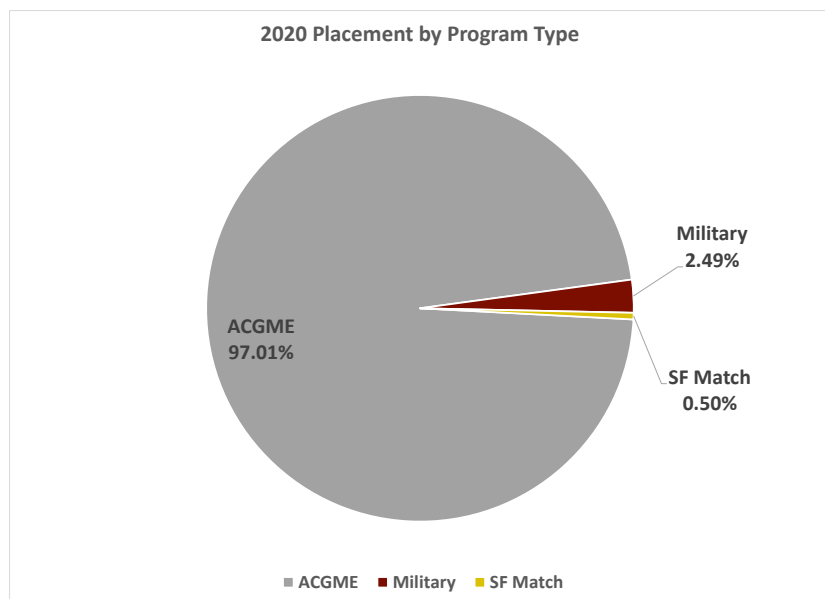
Placement Rates (2016 to 2020)

Class	Total Graduates	Placement Rate
DO Class of 2020	210	95.7%
DO Class of 2019	224	98.2%
DO Class of 2018	222	97.7%
DO Class of 2017	209	98.6%
DO Class of 2016	208	100.0%

Class of 2020 Placement Rates

The DO class of 2020 is comprised of 210 students, none of whom deferred their placement to the 2021 cycle. The chart below details the placement rate for the 210 DO 2020 students that participated in the 2020 cycle by program/placement type.

Program	2020
ACGME	195
Military	5
SF Match	1
Did Not Place	9
Total Placed:	210
Placement Rate:	95.7%



Choice

Of the 210 students who placed after their participation in a match program in 2020, 200 placed into a residency program.

Placement by Specialty

Specialty	Total Placed	% of Total
Anesthesiology	11	5.47%
Child Neurology	1	0.50%
Dermatology	1	0.50%
Emergency Medicine	20	9.95%
Family Medicine	50	24.88%
General Surgery	2	1.00%
Internal Medicine	56	27.86%
Medicine-Preliminary	4	1.99%
Medicine-Primary	2	1.00%
Neurology	7	3.48%
Obstetrics-Gynecology	1	0.50%
Orthopedic Surgery	4	1.99%
Pediatrics	13	6.47%
Pediatrics/Osteopathic	1	0.50%
Pediatrics-Primary Care	1	0.50%
Phys Medicine & Rehab	1	0.50%
Psychiatry	10	4.98%
Rad-Diag/NuRad	1	0.50%
Radiology	1	0.50%
Surgery-Preliminary	1	0.50%
Transitional Year	13	6.47%
	Total:	201
	Total Primary Care*:	123
	Primary Care %:	61%

**Based on HRSA definition of primary care specialties.*

Placement by Location/Program

Location/Program	Total	% of Total
Arkansas	1	0.50%
U Arkansas COM-Little Rock	1	0.50%
Arizona	11	5.47%
Abrazo Health Network-AZ	2	1.00%
Creighton University Affiliated Hospital	1	0.50%
HonorHealth	1	0.50%
Midwestern University OPTI	2	1.00%
Phoenix Children's Hospital	2	1.00%
University of Arizona COM-Phoenix	1	0.50%
University of Arizona COM-Tucson	2	1.00%
California	117	58.21%
Adventist Health Glendale	1	0.50%
Adventist Health White Memorial	3	1.49%
Arrowhead Regional Medical Center	4	1.99%
California Hospital Medical Center	2	1.00%
Cedars-Sinai Medical Center	1	0.50%
Children's Hospital-LA	2	1.00%
Community Memorial Health System	4	1.99%
Desert Regional Medical Center	7	3.48%
Dignity Health Northridge Hospital Medical Center	1	0.50%
Emanate Health	2	1.00%
Harbor-UCLA Medical Center	3	1.49%
Hemet Valley Medical Center	1	0.50%
Kaiser Permanente-Fontana	3	1.49%
Kaiser Permanente-Los Angeles	7	3.48%
Kaiser Permanente-Orange County	5	2.49%
Kaiser Permanente-Riverside	2	1.00%
Kaiser Permanente-Santa Rosa	1	0.50%
Kaweah Delta Health Care District	6	2.99%
Loma Linda University	7	3.48%
Long Beach Memorial Medical Center	2	1.00%
Marian Regional Medical Center	1	0.50%
Mercy Medical Center-Redding	2	1.00%
Olive View-UCLA Medical Center	1	0.50%
PIH Health Hospital Downey	1	0.50%
Pomona Valley Hospital	3	1.49%
Riverside Community Hospital	5	2.49%
Riverside University Health System	3	1.49%
San Ysidro Health	2	1.00%
Santa Clara Valley Medical Center	3	1.49%
Scripps Clinic/Green Hospital	1	0.50%
Scripps Mercy Hospital-San Diego	2	1.00%

Location/Program	Total	% of Total
St Josephs Medical Center	2	1.00%
St Mary Medical Center-Long Beach	2	1.00%
St Mary's Medical Center-San Francisco	2	1.00%
St. Joseph's Medical Center	1	0.50%
Sutter Medical Center of Santa Rosa	1	0.50%
University of Southern California	3	1.49%
UC Davis Medical Center	3	1.49%
UC Irvine Medical Center	4	1.99%
UC Riverside SOM	3	1.49%
UC San Francisco-Fresno	3	1.49%
UHS So California Med Ed Consortium	3	1.49%
Valley Consortium	1	0.50%
Ventura County Medical Center	1	0.50%
Colorado	2	1.00%
HealthONE	1	0.50%
St Joseph Hospital SCL Health	1	0.50%
Connecticut	2	1.00%
Stamford Hospital/Columbia	1	0.50%
U Connecticut School of Medicine	1	0.50%
DC	1	0.50%
MedStar Georgetown Univ Hosp	1	0.50%
Florida	6	2.99%
AdventHealth Orlando	1	0.50%
HCA Healthcare/USF Morsani GME-Largo	2	1.00%
NH Jacksonville	1	0.50%
UCF COM/GME Consortium	2	1.00%
Georgia	2	1.00%
Emory University SOM	1	0.50%
WellStar Kennestone Regional Medical Center	1	0.50%
Iowa	1	0.50%
Mercy Medical Center-Des Moines	1	0.50%
Idaho	1	0.50%
Boise VA Medical Center	1	0.50%
Illinois	5	2.49%
Hinsdale Hospital	1	0.50%
MacNeal Hospital	1	0.50%
Rush University Medical Center	1	0.50%
University of Illinois COM-Peoria OSF	1	0.50%
University of Chicago Medical Center	1	0.50%
Kansas	1	0.50%
U Kansas SOM-Wichita	1	0.50%
Louisiana	1	0.50%
LSU SOM-New Orleans-LA	1	0.50%
Maryland	1	0.50%

Location/Program	Total	% of Total
Walter Reed Medical Center	1	0.50%
Michigan	3	1.49%
Beaumont Health	1	0.50%
Central Michigan University COM	1	0.50%
Henry Ford Wyandotte Hospital	1	0.50%
New Mexico	2	1.00%
University of New Mexico SOM	2	1.00%
Nevada	12	5.97%
Sunrise Health GME Consortium	2	1.00%
University of Nevada Las Vegas SOM	9	4.48%
Valley Health System	1	0.50%
New Jersey	1	0.50%
Rowan University School of Medicine - Christ Hospital	1	0.50%
New York	4	1.99%
New York-Presbyterian/Queens	1	0.50%
NYMC-Metropolitan Hospital Center	1	0.50%
University at Buffalo SOM-NY	1	0.50%
Zucker SOM-Northwell Plainview Hospital	1	0.50%
Ohio	5	2.49%
Cleveland Clinic Foundation	3	1.49%
Nationwide Children's Hospital	1	0.50%
OhioHealth-Doctor's Hospital	1	0.50%
Oregon	2	1.00%
Legacy Emanuel/Good Samaritan	1	0.50%
Oregon Health & Science University	1	0.50%
Pennsylvania	4	1.99%
Guthrie/Robert Packer Hosp	1	0.50%
Jefferson Health-Northeast	1	0.50%
St Luke's Hospital-Bethlehem	1	0.50%
York Hospital	1	0.50%
Texas	10	4.98%
Baylor College of Medicine-Houston	1	0.50%
HCA Houston Healthcare/U Houston	1	0.50%
HCA Medical City	1	0.50%
John Peter Smith Hospital	1	0.50%
Methodist Health System Dallas	1	0.50%
San Antonio Military Medical Center	2	1.00%
University of Texas at Austin Dell Medical School	2	1.00%
University of Texas HSC-San Antonio	1	0.50%
Virginia	3	1.49%
Naval Medical Center Portsmouth	1	0.50%
University of Virginia	1	0.50%
Virginia Commonwealth U Health System	1	0.50%
WA	3	1.49%

Location/Program	Total	% of Total
Madigan Army Medical Center	1	0.50%
MultiCare Good Samaritan Hospital	1	0.50%
University of Washington Affiliated Hospital	1	0.50%
Grand Total	201	100.00%

College of Osteopathic Medicine of the Pacific (Lebanon Campus)

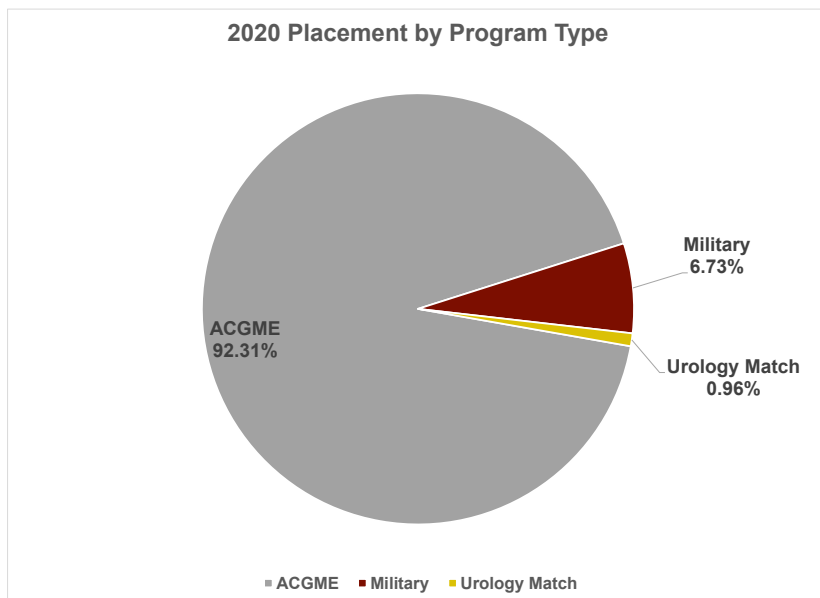
Placement Rates (2016 to 2020)

Class	Total Graduates	Placement Rate
DONW Class of 2020	105	99.05%
DONW Class of 2019	104	100%
DONW Class of 2018	102	100%
DONW Class of 2017	95	100%
DONW Class of 2016	105	100%

Class of 2020 Placement Rates

The DONW class of 2020 is comprised of 105 students, none of whom deferred their placement to the 2021 cycle. The chart below details the placement rate for the 104 DONW 2020 students that participated in the 2020 cycle by program/placement type.

Program	2020
ACGME	96
Military	7
Urology Match	1
Did Not Place	1
Total Placed:	104
Placement Rate:	99.1%



Choice

Of the 105 students who placed after their participation in a match program in 2020, 104 placed into a residency program.

Placement by Specialty

Specialty	Total Placed	% of Total
Anesthesiology	8	7.69%
Anesthesiology/Osteopathic	1	0.96%
Child Neurology	2	1.92%
Emergency Medicine	17	16.35%
Emergency Medicine/Osteopathic	1	0.96%
Family Medicine	19	18.27%
Family Medicine/Osteopathic	2	1.92%
General Surgery	5	4.81%
Internal Medicine	12	11.54%
Interventional Radiology (Integ)	2	1.92%
Med-Prelim/Neurology	1	0.96%
Neurology	1	0.96%
Obstetrics-Gynecology	7	6.73%
Orthopedic Surgery	2	1.92%
Pathology	2	1.92%
Pediatrics	8	7.69%
Pediatrics-Emergency Med	1	0.96%
Phys Medicine & Rehab	1	0.96%
Psychiatry	3	2.88%
Psychiatry/Child Psych	1	0.96%
Radiology-Diagnostic	1	0.96%
Surgery-Preliminary	1	0.96%
Transitional Year	5	6.73%
Urology	1	0.96%
	Total:	104
	Total Primary Care*:	57
	Primary Care %:	55%

**Based on HRSA definition of primary care specialties.*

Placement by Location/Program

Location/Program	Total	% of Total
Arkansas	2	1.92%
University Arkansas COM-Little Rock	1	0.96%
UAMS Regional Centers - Fort Smith	1	0.96%
Arizona	10	9.62%
Creighton Univ Affiliated Hospital-AZ	1	0.96%
Phoenix Children's Hospital-AZ	1	0.96%
University of Arizona COM-Phoenix	1	0.96%
University of Arizona COM-South Campus	3	2.88%
University of Arizona COM-Tucson	4	3.85%
California	8	7.69%
Arrowhead Reg Medical Center	2	1.92%
Harbor-UCLA Medical Center	1	0.96%
Loma Linda University	1	0.96%
Naval Medical Center San Diego	1	0.96%
Stanford University Programs	1	0.96%
UC Davis Medical Center	1	0.96%
UC San Diego Medical Center	1	0.96%
Delaware	2	1.92%
Christiana Care-DE	2	1.92%
Florida	3	2.88%
AdventHealth Orlando-FL	1	0.96%
HCA Healthcare/USF Morsani GME-Largo	1	0.96%
HCA Healthcare/USF Morsani GME-St Pete	1	0.96%
Georgia	1	0.96%
Northeast Georgia Medical Center	1	0.96%
Hawaii	1	0.96%
University of Hawaii	1	0.96%
Idaho	1	0.96%
Family Medicine Res of Idaho	1	0.96%
Indiana	2	1.92%
Indiana University SOM	1	0.96%
St Vincent Hospital Center	1	0.96%
Louisiana	4	3.85%
LSU SOM-New Orleans	3	2.88%
Tulane University SOM	1	0.96%
Maryland	1	0.96%
Sinai Hospital of Baltimore	1	0.96%
Michigan	9	8.65%
Beaumont Health	2	1.92%
Mercy Health Muskegon	1	0.96%
Metro Health/U Michigan Health	3	2.88%
Sparrow Hospital	1	0.96%

Location/Program	Total	% of Total
Western Michigan University Stryker SOM	2	1.92%
Minnesota	1	0.96%
Mayo Clinic School of Graduate Medical Education	1	0.96%
Missouri	2	1.92%
St. Louis University	2	1.92%
North Carolina	3	2.88%
Campbell University	2	1.92%
University of North Carolina Hospitals	1	0.96%
New Mexico	2	1.92%
U New Mexico SOM	2	1.92%
Nevada	4	3.85%
Sunrise Health GME Consortium	3	2.88%
University of Nevada Las Vegas SOM	1	0.96%
New York	4	3.85%
Arnot Ogden Medical Center	1	0.96%
Icahn SOM So Nassau Comm Hospital	1	0.96%
St Barnabas Hospital	1	0.96%
St. John's Episcopal	1	0.96%
Ohio	6	5.77%
Mercy St Vincent Medical Center	1	0.96%
Mountain State OPTI-WV	2	1.92%
Summa Health/NEOMED	1	0.96%
University Hospital Osteo Consortium	1	0.96%
University of Toledo	1	0.96%
Oregon	8	7.69%
Legacy Emanuel/Good Samaritan	2	1.92%
Oregon Health & Science University	1	0.96%
Providence Health	1	0.96%
Samaritan Health Services-Corvallis	4	3.85%
Pennsylvania	3	2.88%
Penn State Hershey Medical Center	1	0.96%
UPMC Pinnacle Lititz	1	0.96%
York Hospital	1	0.96%
South Carolina	1	0.96%
Grand Strand Reg Medical Center	1	0.96%
South Dakota	1	0.96%
University of South Dakota SSOM	1	0.96%
Tennessee	3	2.88%
East Tennessee St University	1	0.96%
U Tennessee Health Sciences Center-Memphis	1	0.96%
Vanderbilt Univ Medical Center	1	0.96%
Texas	8	7.69%
Baylor University Medical Center-Dallas	1	0.96%
San Antonio Military Medical Center	3	2.88%

Location/Program	Total	% of Total
Texas Tech U Affiliated-El Paso	1	0.96%
U Texas at Austin Dell Medical School	1	0.96%
U Texas Medical School-Houston	2	1.92%
Virginia	3	2.88%
Naval Medical Center Portsmouth	2	1.92%
Virginia Commonwealth U Health System	1	0.96%
Washington	8	7.69%
Central WA Family Med	1	0.96%
MultiCare Good Samaritan Hospital	1	0.96%
Providence Sacred Heart Medical Center	1	0.96%
Providence St Peter Hospital	1	0.96%
Valley Medical Center	1	0.96%
Virginia Mason Medical Center	1	0.96%
Yakima Valley Farm Workers Clinic	2	1.92%
Wisconsin	2	1.92%
Med Coll Wisconsin Affiliated Hospital	1	0.96%
U Wisconsin Hospital and Clinics	1	0.96%
WV	1	0.96%
Charleston Area Med Ctr/WV Univ	1	0.96%
Grand Total	104	100.00%